

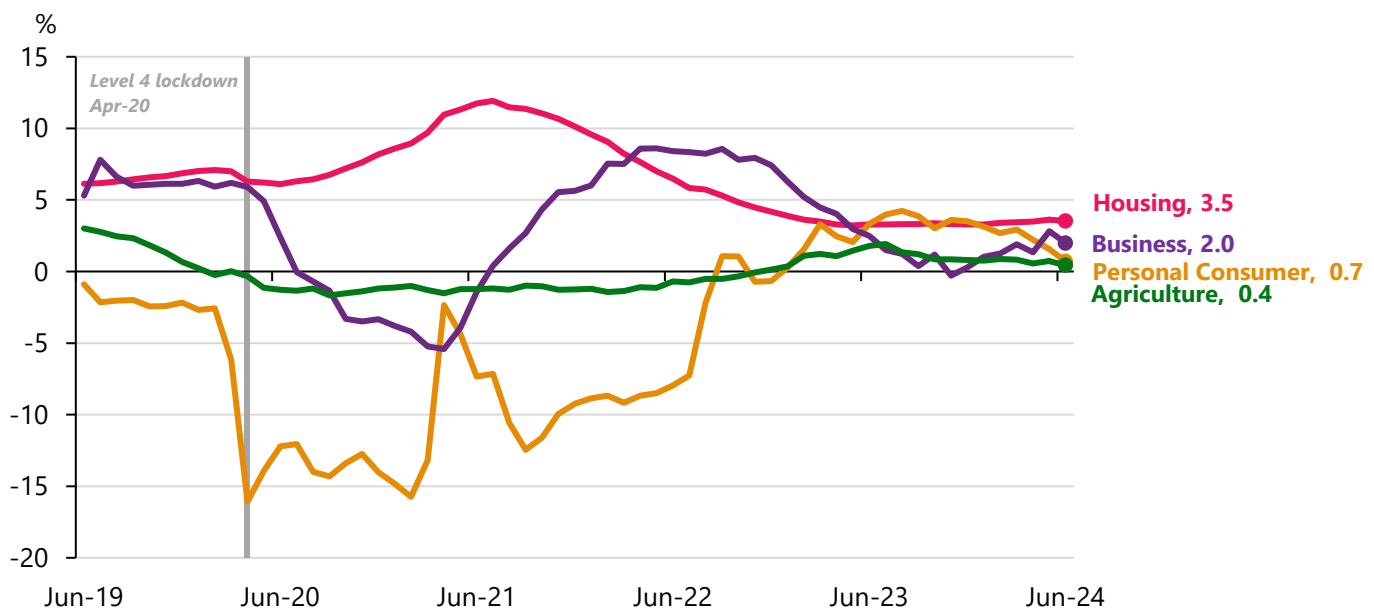
31 July 2024

## Sector lending & deposits summary – Banks

### Key points for June 2024:

- Housing lending stock increased by \$1b (0.3%) in June 2024, down on the \$1.4b (0.4%) increase recorded last month. Owner occupier lending increased by \$842m (0.3%) while residential investor lending increased by \$157m (0.2%). The housing lending annual growth rate declined from 3.6% to 3.5%.
- Personal consumer lending stock decreased by \$3m (-0.04%), marking its fourth consecutive monthly decline in June 2024. The annual growth rate fell to its lowest since January 2023, from 1.6% to 0.7%.
- Business lending stock declined by \$591m (-0.5%) in June 2024. SME business lending increased by \$297m (0.4%), while large corporate business lending declined by its largest since January 2023, down \$888m (-1.8%). Commercial property lending increased by \$261m (0.6%), with investment property lending recording its ninth consecutive monthly increase, up \$162m (0.4%) (break adjusted) in June 2024.
- Agriculture lending stock increased by \$371m (0.6%) in June 2024, down on the \$507m increase recorded last month. The monthly increase was driven by increases of \$212m (0.6%) and \$95m (1.2%) in dairy and horticulture lending respectively. The annual growth rate fell to its lowest since January 2023, from 0.7% to 0.4%.
- Household deposits increased by \$210m (0.1%), with the annual growth rate declining from 6.4% to 5.8% in June 2024. Household term deposits rose by \$1.1b (0.8%), while household transaction balances fell by \$939m (-2.4%).

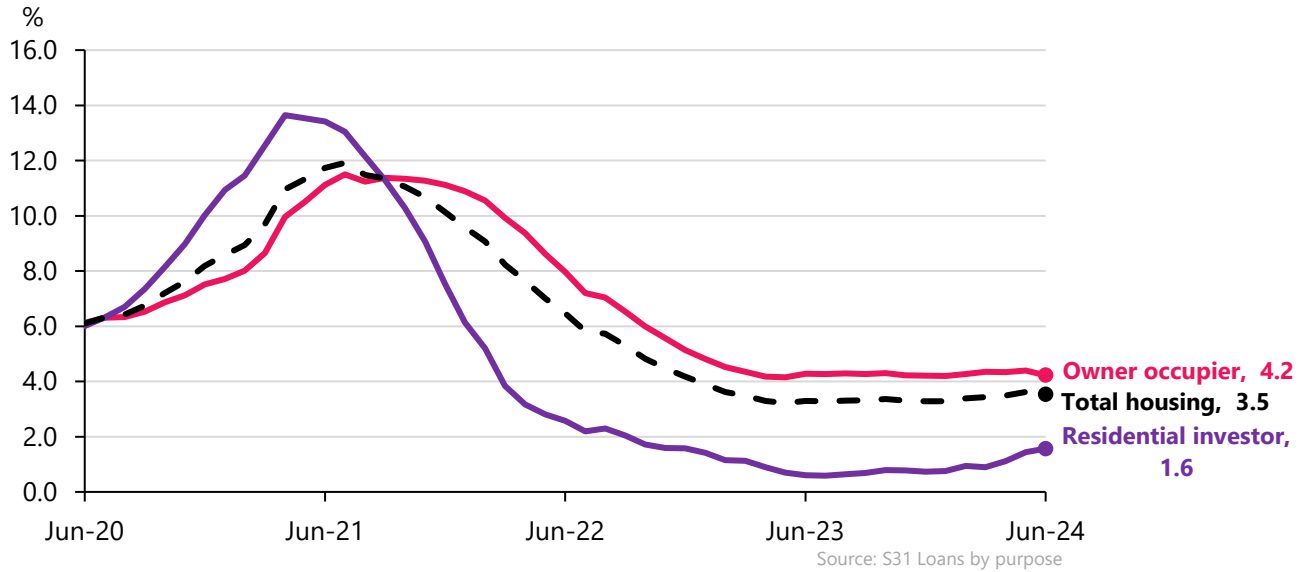
### Sector lending annual growth rates (Banks)



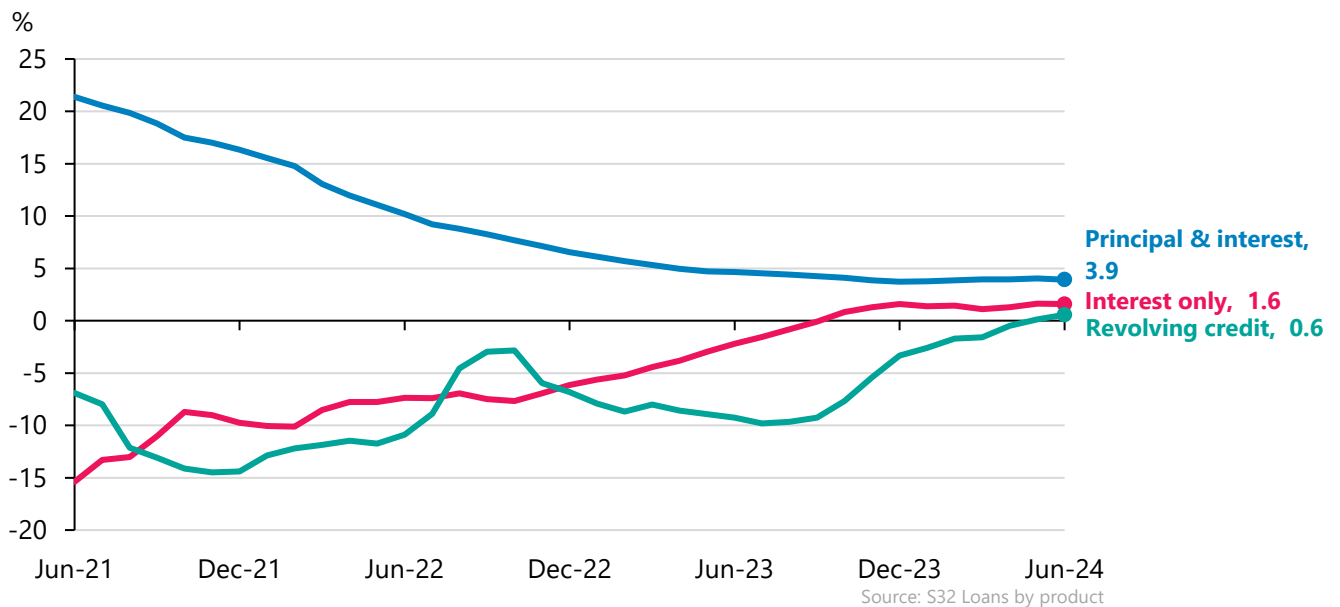
Source: C5 Sector lending, S31 Loans by purpose

Note: Annual growth rates & monthly change have been break-adjusted, reflecting the underlying market change.

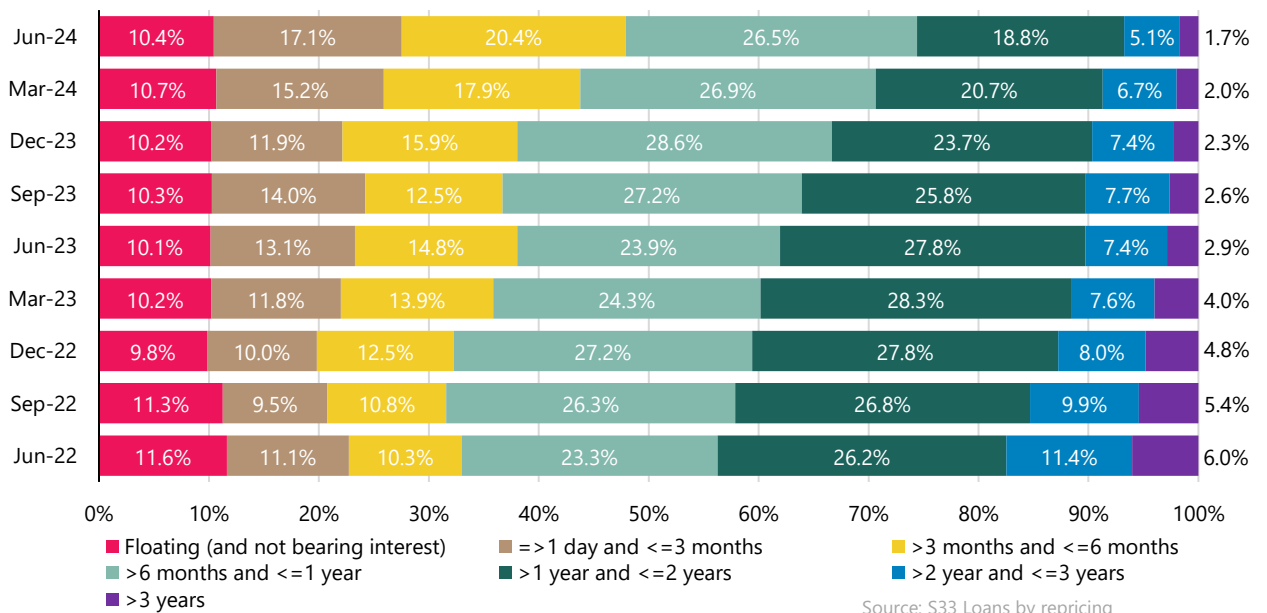
### Annual growth in housing lending stock by purpose



### Annual growth in housing lending by product

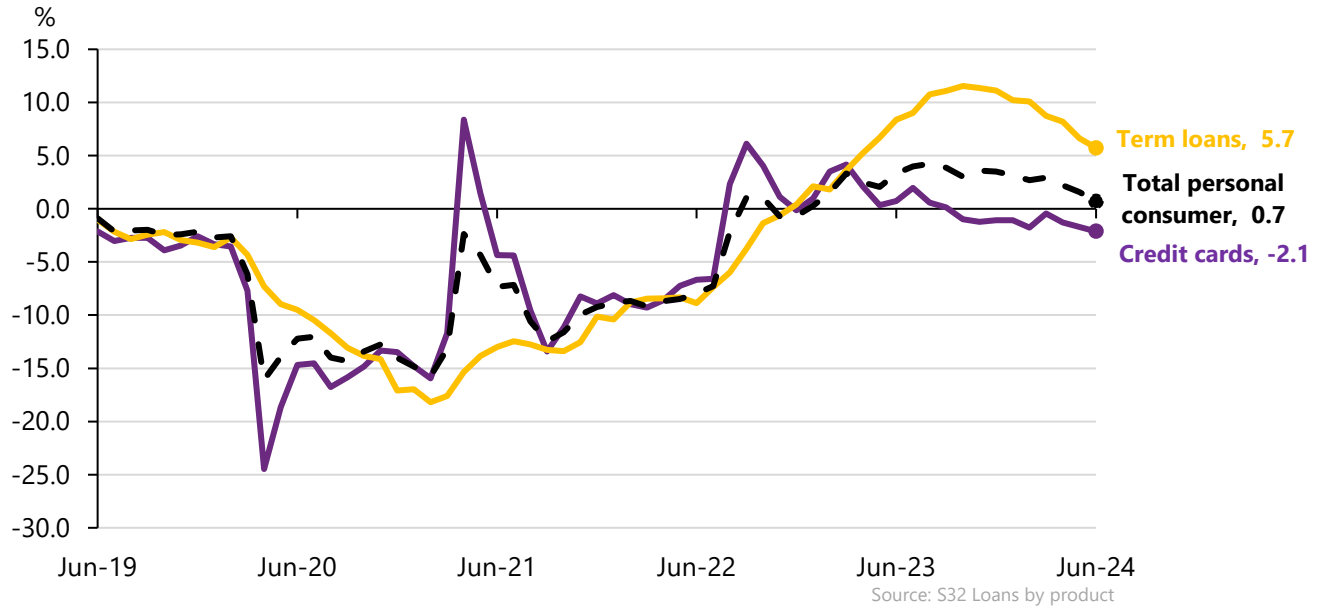


### Proportion of housing lending by repricing buckets

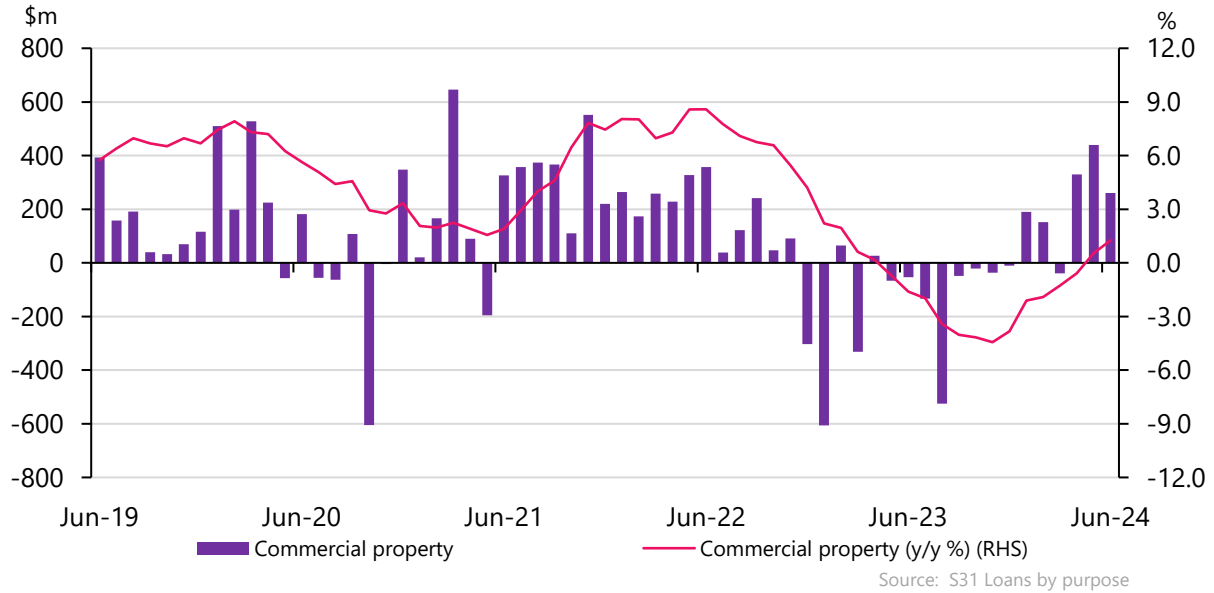


Note: Annual growth rates & monthly change have been break-adjusted, reflecting the underlying market change.

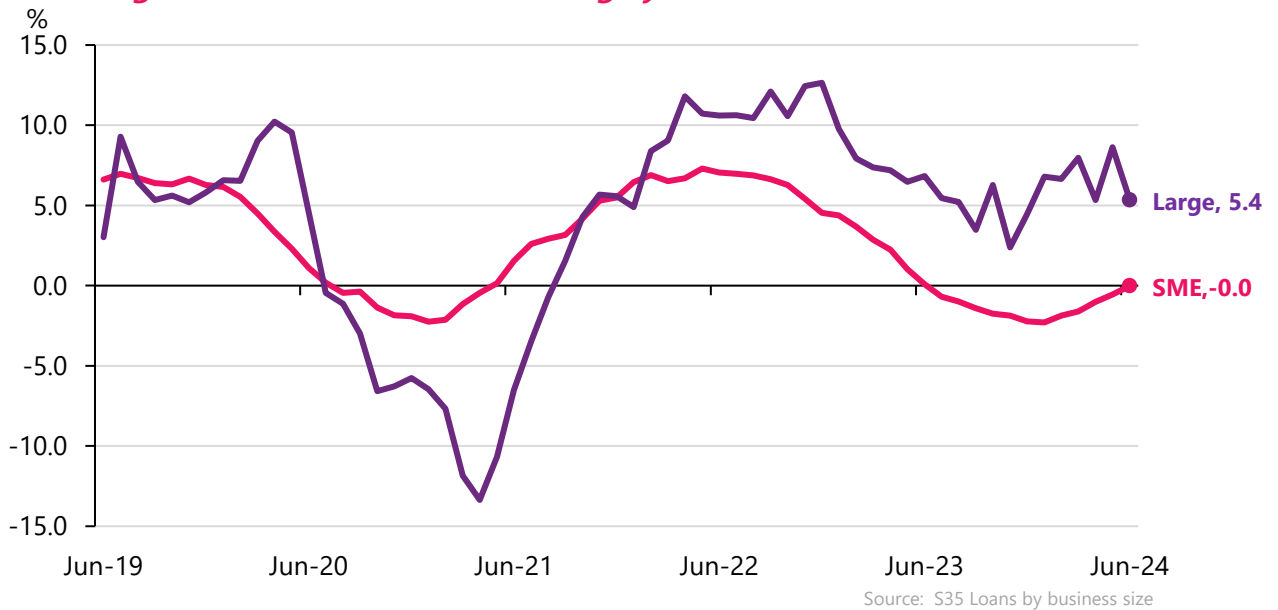
### Annual growth in consumer lending stock by product



### Monthly change in commercial property lending stock

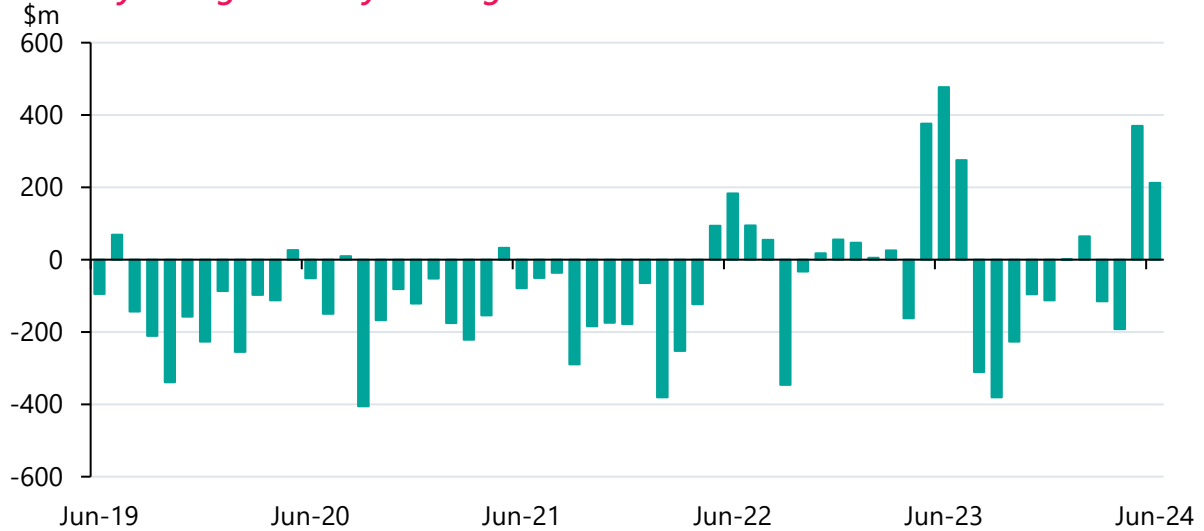


### Annual growth in total business lending by business size



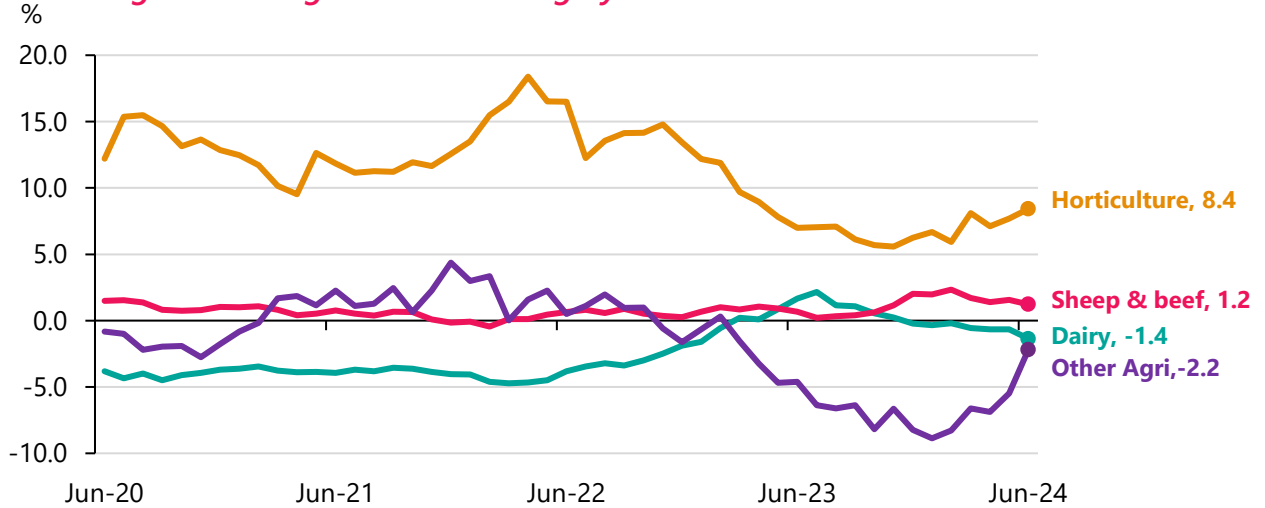
Note: Annual growth rates & monthly change have been break-adjusted, reflecting the underlying market change.

### Monthly change in dairy lending stock



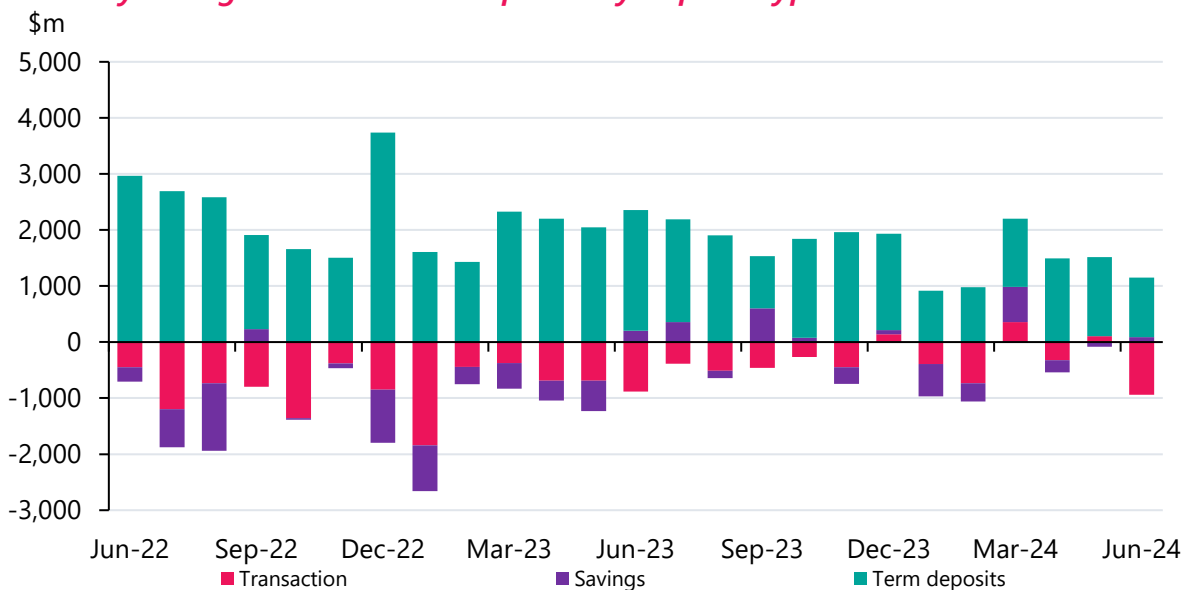
Source: S31 Loans by purpose

### Annual growth in agriculture lending by sector



Source: S31 Loans by purpose

### Monthly change in household deposits by deposit type



Source: S40 Deposits by sector

Note: Annual growth rates & monthly change have been break-adjusted, reflecting the underlying market change.

**The Bank Balance Sheet release includes the following web tables:**

Lending and monetary statistics

C5 [Sector lending \(banks and non-bank lending institutions\)](#)

C50 [Money and credit aggregates \(depository corporations\)](#)

C51 [Other depository corporations analytical accounts](#)

C52 [Depository corporations analytical accounts](#)

Registered Banks

S10 [Banks: Balance sheet](#)

S30 [Banks: Assets – Loans by sector](#)

S31 [Banks: Assets – Loans by purpose](#)

S32 [Banks: Assets – Loans by product](#)

S33 [Banks: Assets – Loans fully secured by residential mortgage by repricing](#)

S34 [Banks: Assets – Loans and Repos by Industry](#)

S35 [Banks: Assets – Loans by business size](#)

S36 [Banks: Assets – Business loans by product](#)

S37 [Banks: Assets – Agriculture loans by product](#)

S40 [Banks: Liabilities – Deposits by sector](#)

S41 [Banks: Liabilities – Deposits by industry](#)

S42 [Banks: Liabilities – Deposits by repricing](#)

S45 [Banks: Liabilities – Deposits by size \(value\)](#)

S46 [Banks: Liabilities – Deposits by size \(number\)](#)

S50 [Banks: Assets – Loans by asset quality](#)

S51 [Banks: Assets – Business loans by asset quality](#)